


LED COLD NEON

24V

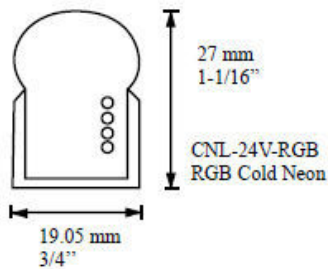
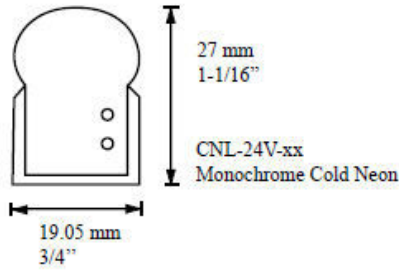


CNL-24V-xx
Monochrome Cold Neon

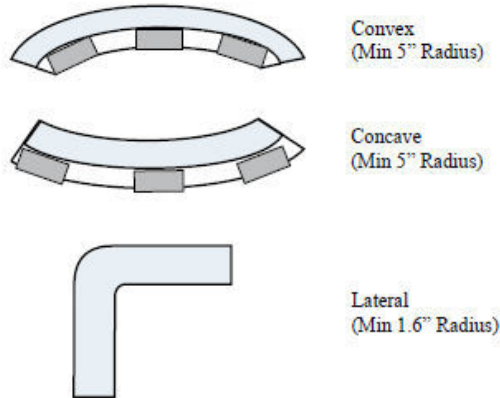


CNL-24V-RGB
RGB Cold Neon

DIAGRAMS - DIMENSIONS



BEND RADUS



FEATURES

- Low Voltage 24V DC
- IP44 - Splash Proof
- Impact Resistant
- UV Resistant PVC Flexible Tubing
- 70% Energy Saving over Neon Lighting
- Coloured Jacket



APPLICATION

- Linear Outlines
- Architectural Detail
- Back Lighting
- Cove Lighting
- Signage
- Highlights

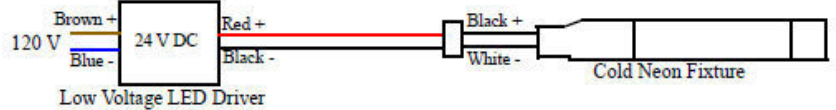
SPECIFICATIONS

Part #	Colour	Colour Temperature	Cut	Jacket Colour	lm/ft	lm/W
CNL-24V-B	Blue	470 nm	3"	Light Blue	1.3	1.44
CNL-24V-G	Green	520 nm	3"	Light Blue	6	1.44
CNL-24V-R	Red	620 nm	4"	Red	4.4	1.8
CNL-24V-O	Orange	605 nm	4"	Orange	6.8	1.44
CNL-24V-Y	Yellow	590 nm	4"	Yellow	8.6	1.44
CNL-24V-RGB	RGB	NA	3"	Light Blue	NA	4.8
CNL-24V-SWW	Warm White	3000K	3"	Light Blue	63	2
CNL-24V-SCW	Cool White	5000K	3"	Light Blue	63	2

	Red	Orange	Yellow	Blue	Green	Warm White	Cool White	RGB
Power Supply	20W	10	13	13	13	10	10	4
	40W	21	26	26	26	20	20	8
	60W	32	40	40	40	30	30	12
	100W	55	68	68	68	50	50	20

CONNECTION DIAGRAM

LED lighting is polarity sensitive. If fixture fails to light, switch to the 24V leads.



SAMPLE APPLICATION





- | | | | |
|---|---|---|---|
| ① |  | ① | ACCESSORIES
CNL-PWR • Direct power cord 0.9 m (36"), hardwired to LED Driver |
| ② |  | ② | CNL-ALTRACK • Aluminium mounting track, fastened to surface with screws
L 1000 mm (39") x W 19 mm (0.75") x H 22 mm (0.87") |
| ③ |  | ③ | CNL-ALCLP • Aluminium mounting clip 5 cm (2"), fastened to surface with screws
L 50 mm (1.97") x W 19 mm (0.75") x H 22 mm (0.87") |
| ④ |  | ④ | CNL-END • End cap for cold neon
L 25 mm (1") x W 19 mm (0.75") x H 19 mm (0.75") |
| ⑤ |  | ⑤ | CNL-T • T connector
L 25 mm (1") x W 76 mm(3") x H 76 mm (3") |
| ⑥ |  | ⑥ | CNL-X • X connector
L 102 mm (4") x W 102 mm(4") x H 25 mm (1") |
| ⑦ |  | ⑦ | CNL-L-A • L connector left/right outside
L 76 mm (3") x W 25 mm (1") x H 76 mm (3") |
| ⑧ |  | ⑧ | CNL-L-B • L connector left/right inside
L 76 mm (3") x W 25 mm (1") x H 76 mm (3") |
| ⑨ |  | ⑨ | CNL-L-C • L connector left/right top
L 76 mm (3") x W 25 mm (1") x H 76 mm (3") |
| ⑩ |  | ⑩ | CNL-STEP • Step connector 1 m (39") |
| ⑪ |  | ⑪ | CNL-SPLICE • Splice connector |
| ⑫ |  | ⑫ | CNL-RGB-CORD • RGB cold neon cord for RGB controller, connects the controller to CNL |